

FTSE GOLD MINES INDEX SERIES

The FTSE Gold Mines Index series is designed to supply gold investors and analysts with an accurate reflection and comprehensive coverage of the global gold markets. It provides investors and analysts with an easy and reliable way to track the performance of gold mining companies' shares. The FTSE Gold Mines Index encompasses all gold mining companies that have a sustainable, attributable gold production of at least 300,000 ounces a year and that derive 49% or more of their revenue from mined gold.

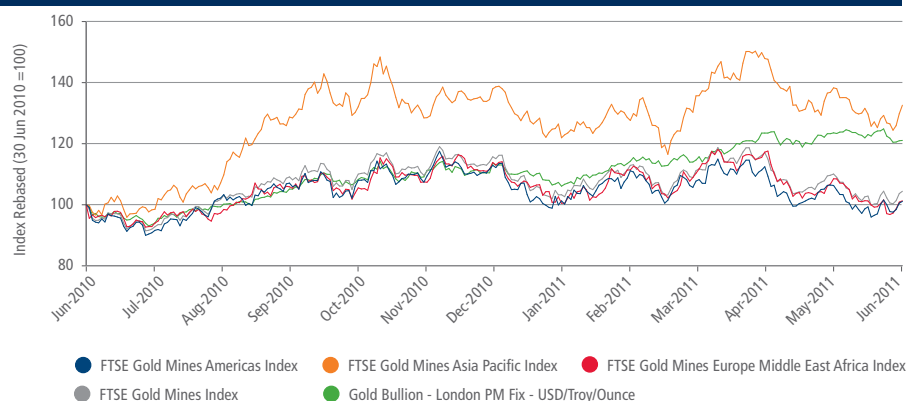
To ensure consistency and accuracy FTSE monitors the eligibility of the index constituents every quarter and continually assesses new entrants. There are no surprises at the review of the FTSE Gold mines Index. Specific, comprehensive and widely-published ground rules govern the calculation and maintenance of the index in a way that remains completely clear to investors.

These rules are devised and managed by the FTSE Gold Mines Committee of the FTSE Policy group bodies comprising and chaired by independent market practitioners and not controlled by FTSE.

FEATURES

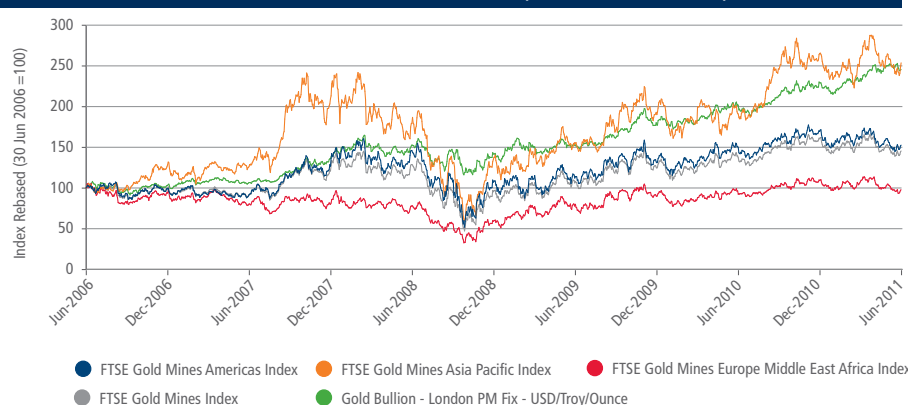
- Eligibility is based on production of gold
- The index series incorporates all gold mining companies that have a sustainable, attributable gold production of at least 300,000 ounces a year and that derive 49% or more of their revenue from mined gold
- Current 26 constituents produce in aggregate 40.5 million oz
- In addition to the index, three sub-indices for the EMEA, Americas and Asia Pacific regions are calculated
- Stocks are free-float weighted to ensure that only the investable opportunity set is included within the index
- Capital and total return versions are available for this index
- The series is calculated in accordance with the Industry Classification Benchmark, the global standard for industry sector analysis
- The indices are managed according to a transparent and public set of index rules, and overseen by an independent committee of leading market professionals. The committee ensures that the rules are correctly applied and adhered to. Regular index reviews are conducted to ensure that a continuous and accurate representation of the market is maintained

FTSE GOLD MINES INDEX SERIES 1-YEAR PERFORMANCE (USD CAPITAL RETURN)




SOURCE: FTSE Group and Thomson Datastream, data as at 30 June 2011

FTSE GOLD MINES INDEX SERIES 5-YEAR PERFORMANCE (USD CAPITAL RETURN)



SOURCE: FTSE Group and Thomson Datastream, data as at 30 June 2011

FAMILY TREE



FTSE GOLD MINES INDEX SERIES TOP 10 CONSTITUENTS

Index Rank	Constituent name	Country	Index Mkt Cap (USDm)*	Index weight (%)
1	Barrick Gold	Canada	45,305	17.32
2	Goldcorp	Canada	38,540	14.74
3	Newcrest Mining	Australia	30,788	11.77
4	Newmont Mining	US	26,092	9.98
5	Kinross Gold	Canada	17,846	6.82
6	Anglogold Ashanti	South Africa	16,053	6.14
7	Polyus Gold	Russia	3,362	1.29
8	Agnico Eagle Mines	Canada	10,675	4.08
9	Gold Fields	South Africa	10,532	4.03
10	Buenaventura ADR	US	7,830	2.99
Total			207,024	79.16

SOURCE: FTSE Group, data as at 30 June 2011

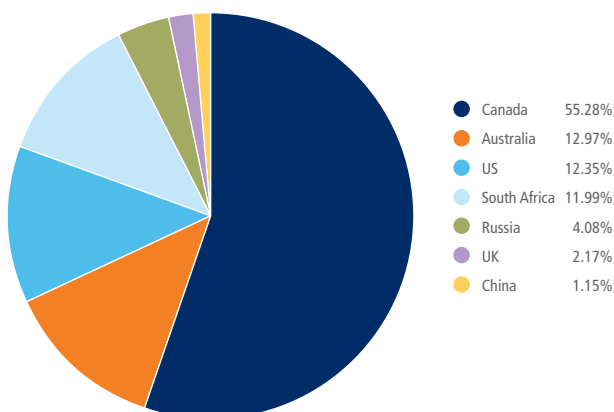
*Adjusted to free float

FTSE GOLD MINES INDEX SERIES PERFORMANCE

	3M (%)	6M (%)	YTD (%)	12M (%)	3YR (%)	5YR (%)
FTSE Gold Mines Americas Index	-6.6	-10.9	-10.9	1.0	4.4	52.6
FTSE Gold Mines Asia Pacific Index	-2.3	-4.5	-4.5	32.6	41.7	153.7
FTSE Gold Mines Europe Middle East Africa Index	-9.3	-11.1	-11.1	1.2	25.2	-2.3
FTSE Gold Mines Index	-6.6	-10.1	-10.1	4.4	12.9	45.5
Gold Bullion - London PM Fix - USD/Troy/Ounce	4.6	7.1	7.1	21.0	61.8	145.4

SOURCE: FTSE Group, data as at 30 June 2011

FTSE GOLD MINES INDEX SERIES GEOGRAPHICAL WEIGHTINGS



SOURCE: FTSE Group, data as at 30 June 2011

INFORMATION

Index Universe

FTSE Global Equity Index Series

Index Launch

31 December 1992

Base Date

31 December 1992

Base Value

1000

Initial Gold Price USD 333/oz

Investability Screen

Free Float adjusted and liquidity screened

Index Calculation

End-of-day indices available

End-of-Day Distribution

Index available at 23:00 GMT or BST via FTP and email

Printed daily in the Financial Times

Currency

USD

Review Dates

May and November

Index Rules

Available at www.ftse.com

Factsheet Data

FTSE Group, data as at 30 June 2011

"FTSE®" is a trade mark of the London Stock Exchange Plc and The Financial Times Limited and is used by FTSE International Limited ("FTSE") under licence. "All-World®" is a trade mark of FTSE. All information is provided for information purposes only. Every effort is made to ensure that all information given in this publication is accurate, but no responsibility or liability can be accepted by FTSE or its licensors for any errors or for any loss from use of this publication. Neither FTSE nor any of its licensors makes any claim, prediction, warranty or representation whatsoever, expressly or impliedly, either as to the results to be obtained from the use of the FTSE Gold Mines Index Series ("Index") or the fitness or suitability of the Index for any particular purpose to which it might be put. No part of this information may be reproduced, stored in a retrieval system or transmitted in any form or by any means, electronic, mechanical, photocopying, recording or otherwise, without prior written permission of FTSE. Distribution of FTSE index values and the use of FTSE indices to create financial products requires a licence with FTSE and/or its licensors.

FOR FURTHER INFORMATION VISIT WWW.FTSE.COM, EMAIL INFO@FTSE.COM OR CALL YOUR LOCAL FTSE OFFICE:

BEIJING +86 (10) 8587 7722 DUBAI +971 4 319 9901 HONG KONG +852 2164 3333 LONDON +44 (0) 20 7866 1810

MILAN +39 02 7242 6641 MUMBAI +91 22 6649 4180 NEW YORK (DOMESTIC TOLL-FREE) + 1 888 FTSE (3873)

PARIS +33 (0)1 53 76 82 89 SAN FRANCISCO +1 888 747 FTSE (3873) SYDNEY +61 (2) 9293 2864 TOKYO +81 (3) 3581 2811