

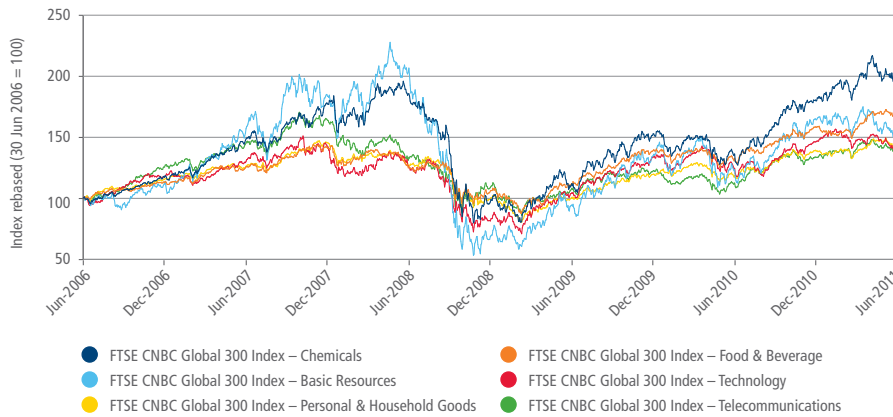
FTSE CNBC GLOBAL 300 SUPERSECTOR INDICES

The FTSE CNBC Global 300 Index Series is being enhanced by the addition of 19 sector indices based on the Industry Classification Benchmark (ICB) supersector classification. The FTSE CNBC Global 300 Index Series is calculated by FTSE Group and will be featured in various CNBC news programmes. It is designed to show broad market performance worldwide across all industries in developed and emerging markets.

FEATURES

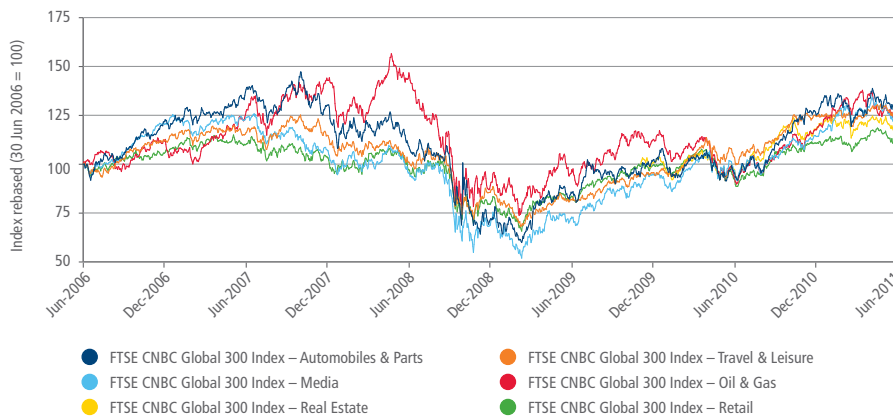
- Companies included in the FTSE CNBC Global 300 Index Series must be current constituents of the FTSE Global Equity Index Series, which incorporates developed and emerging markets
- Only constituents that are in the FTSE CNBC Global 300 Index can be eligible for the FTSE CNBC Global 300 Supersectors Indices
- The FTSE CNBC Global 300 Supersector Indices comprise the largest 14 companies by full market capitalisation from each of the 19 ICB Supersectors, plus the 34 largest companies from emerging markets
- The new indices maintain a fixed number of constituents
- Total and capital return indices are calculated for the FTSE CNBC Global 300 Supersector Indices
- Stocks are free-float weighted to ensure that only the investable opportunity set is included within the index
- Stocks are liquidity screened to ensure that the index is tradable
- The indices are calculated in accordance with the Industry Classification Benchmark, the global standard for industry sector analysis
- The indices are designed for the trading of derivatives, index-tracking funds, ETFs and as a performance benchmark

FTSE CNBC GLOBAL 300 SUPERSECTOR INDICES 5-YEAR PERFORMANCE (USD TOTAL RETURN) - TOP 6



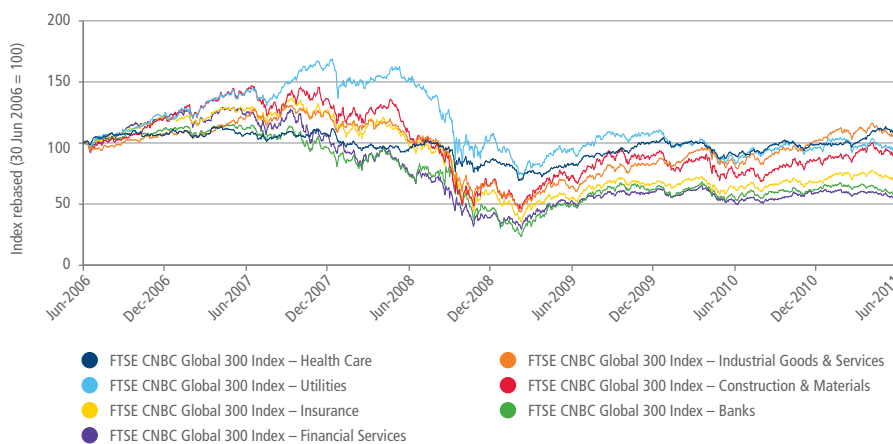
SOURCE: FTSE Group, data as at 30 June 2011

FTSE CNBC GLOBAL 300 SUPERSECTOR INDICES 5-YEAR PERFORMANCE (USD TOTAL RETURN) - MID 6



SOURCE: FTSE Group, data as at 30 June 2011

FTSE CNBC GLOBAL 300 SUPERSECTOR INDICES 5-YEAR PERFORMANCE (USD TOTAL RETURN) - BOTTOM 7



SOURCE: FTSE Group, data as at 30 June 2011

FTSE CNBC GLOBAL 300 SUPERSECTOR INDICES RETURNS

ICB Code	ICB Supersector	3M (%)	6M (%)	12M (%)	3Y (%)	5Y (%)	Annualised 5Y (%)
0500	Oil & Gas	-4.4	7.7	41.3	-12.5	28.4	5.1
1300	Chemicals	4.4	12.6	59.0	11.0	106.0	15.6
1700	Basic Resources	-3.1	-3.1	40.6	-21.9	61.3	10.0
2300	Construction & Materials	1.9	8.5	30.3	-13.5	-5.5	-1.1
2700	Industrial Goods & Services	-0.8	8.3	37.8	8.2	10.5	2.0
3300	Automobiles & Parts	8.0	9.1	47.5	26.6	38.0	6.7
3500	Food & Beverage	8.2	8.2	32.3	36.2	71.9	11.4
3700	Personal & Household Goods	4.4	5.0	24.3	14.8	45.6	7.8
4500	Health Care	10.2	12.6	23.6	16.9	11.1	2.1
5300	Retail	3.4	3.3	28.8	17.8	14.2	2.7
5500	Media	1.8	13.2	40.3	34.9	29.4	5.3
5700	Travel & Leisure	6.1	5.8	32.5	30.6	32.0	5.7
6500	Telecommunications	1.1	7.8	33.4	8.4	44.9	7.7
7500	Utilities	0.6	1.5	17.8	-36.2	-2.2	-0.5
8300	Banks	-5.5	-2.3	13.4	-17.5	-39.2	-9.5
8500	Insurance	-0.6	7.6	18.5	-25.2	-26.7	-6.0
8600	Real Estate	0.7	1.5	29.8	-	-	-
8700	Financial Services	-1.6	-1.8	16.4	-21.7	-41.8	-10.2
9500	Technology	-1.3	-0.4	23.2	16.9	46.3	7.9
	FTSE CNBC Global 300 Index	0.7	5.0	29.4	1.2	16.6	3.1

SOURCE: FTSE Group, data as at 30 June 2011

FTSE CNBC GLOBAL 300 SUPERSECTOR INDICES ICB SUPERSECTOR BREAKDOWN

ICB Code	ICB Supersector	No. of Constituents	Mkt Cap (USDbn)	Weight (%)
0500	Oil & Gas	26	1,950	12.6
1300	Chemicals	14	525	3.4
1700	Basic Resources	16	814	5.3
2300	Construction & Materials	14	213	1.4
2700	Industrial Goods & Services	15	997	6.4
3300	Automobiles & Parts	14	515	3.3
3500	Food & Beverage	14	921	5.9
3700	Personal & Household Goods	15	820	5.3
4500	Health Care	14	1,354	8.7
5300	Retail	15	658	4.3
5500	Media	14	431	2.8
5700	Travel & Leisure	14	290	1.9
6500	Telecommunications	17	945	6.1
7500	Utilities	14	390	2.5
8300	Banks	24	1,538	9.9
8500	Insurance	15	617	4.0
8600	Real Estate	14	259	1.7
8700	Financial Services	14	432	2.8
9500	Technology	17	1,815	11.7
	Totals	300	15,483	100

SOURCE: FTSE Group, data as at 30 June 2011

INFORMATION

Index Universe

FTSE CNBC Global 300 Index

Index Launch

5 March 2007

Base Date

31 July 2006

Base Value

5000

Investability Screen

Free float adjusted and liquidity screened

Index Calculation

Real-time and end-of-day indices available.
Real-time indices calculated every 15 seconds

End-of-Day Distribution

Indices available at 00:30 GMT & BST via FTP and email

Currency

US Dollars

Review Dates

June & December

Index Rules

Available at www.ftse.com/cnbc

Vendor Codes

Available at www.ftse.com/cnbc

Factsheet Data

FTSE Group, data as at 30 June 2011

Historical Data

Available from December 2000

© FTSE International Limited ("FTSE") 2011. All rights reserved. "FTSE" is a trade mark jointly owned by the London Stock Exchange Plc and The Financial Times Limited and is used by FTSE under licence. "CNBC" is a trade mark of National Broadcasting, Inc. ("NBC") and is used by FTSE under licence. The FTSE CNBC Global 300 Index Series ("Index") is calculated by FTSE. All rights in the Indices vest in FTSE and/or its relevant partners. No part of this publication may be reproduced, stored in retrieval system or transmitted by any other form or means whether electronic, mechanical, photocopying, recording or otherwise without the prior permission of FTSE. All information is provided for information purposes only. Whilst every effort is made to ensure that all information given by FTSE in this publication is accurate, no responsibility or liability can be accepted by FTSE and/or its relevant partners for any errors or for any loss arising from use of this publication. Distribution of the Indices and the use of the Indices to create financial products requires a licence with FTSE.



FOR FURTHER INFORMATION VISIT WWW.FTSE.COM, EMAIL INFO@FTSE.COM OR CALL YOUR LOCAL FTSE OFFICE:

BEIJING +86 (10) 8523 5969 DUBAI +971 4 319 9901 FRANKFURT +49 (0) 69 156 85 144 HONG KONG +852 2164 3333

LONDON +44 (0) 20 7866 1810 MILAN +39 02 72426 641 MUMBAI +91 22 4090 7144 NEW YORK +1 888 747 FTSE (3873)

PARIS +33 (0) 1 53 76 82 88 SAN FRANCISCO +1 888 747 FTSE (3873) SYDNEY +61 2 9293 2866 TOKYO +81 (3) 3581 2811

