

FTSE4GOOD ENVIRONMENTAL LEADERS EUROPE 40 INDEX



The FTSE4Good Environmental Leaders Europe 40 Index is designed to identify European companies with leading environmental practices. These are the companies that are doing more to manage their environmental risks and impacts whilst reducing their environmental footprint.

INDEX COMPOSITION

The index comprises the best scoring European companies in the FTSE4Good Index Series, as rated against the environmental theme of the FTSE4Good Index Series. To be included in the index, a constituent needs to obtain a "best practice" environmental rating of 5.

In order to achieve this rating, companies are required to demonstrate that they have robust environmental policies and management systems that are tailored to manage the specific environmental risks and impacts relating to that company's business, as well as the sector in which it operates. This means that the greater the company's environmental risks and impacts, the more it has to do in terms of its environmental policies and management systems. In addition, they need to be transparent, reporting publicly on their key environmental performance data.



MEETING THE NEEDS OF RESPONSIBLE INVESTORS

Investment products based on the FTSE4Good Environmental Leaders Europe 40 Index appeal to a broad range of institutional and retail investors who are looking to:

- Only invest in companies that demonstrate best practice environmental management
- Minimise environmental risks within their portfolios
- Capitalise on the benefits of strong environmental management such as eco-efficiencies and an improved brand image.
- Actively encourage companies to be more responsible

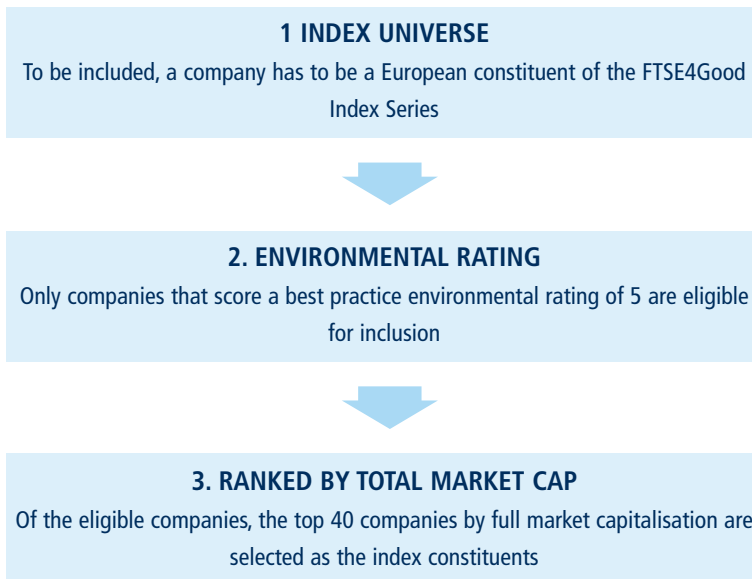
INDEX CONSTRUCTION

The index is constructed by taking all European companies in the FTSE4Good Index Series that have obtained an environmental rating of 5, ranking them by full market capitalisation, and then selecting the top 40 to be included in the index. The index is then weighted by those companies' investable, or free-float adjusted market capitalisation.

As at the last review in March 2007, 56 European companies in the FTSE4Good Index Series achieved an environmental score of 5. If for any reason 40 companies are not available, then a number lower than 40 may be included (i.e. there is a maximum of 40).

FTSE'S ENGAGEMENT WITH COMPANIES TO IMPROVE ENVIRONMENTAL PRACTICES

FTSE's in-house Responsible Investment Unit (RIU) is responsible for the management of the FTSE4Good Index Series and the environmental ratings. In addition to supporting the development of new FTSE4Good criteria standards, the RIU engages directly with a large number of FTSE4Good constituent companies on improving their corporate responsibility practices. A detailed report on the results of this engagement program have been published and can be found online at http://www.ftse.com/Indices/FTSE4Good_Index_Series/Criteria_Documents/



TRANSPARENT, RULES-DRIVEN RATINGS METHODOLOGY

The FTSE4Good criteria are designed to be fully transparent and have been developed using a thorough market consultation process involving a broad range of stakeholders, including experts in environmental issues and corporate social responsibility, the corporate and investment community, governmental bodies and NGOs.

INDEX GOVERNANCE

Index governance is overseen by the independent FTSE4Good Policy Committee, made up of leading global responsible investment market practitioners and experts in the principles and criteria used for determining the social responsibility of corporate entities. The Committee is responsible for the management of the FTSE4Good selection criteria and may also approve changes to the index rules. In addition there is a dedicated FTSE4Good Ratings Sub-committee.

CONSTITUENT REVIEWS

The constituents are reviewed semi-annually in March and September using the market data as at the close of the last business day in February and August. The data used to assess the constituents is provided by the Ethical Investment Research Service (EIRIS) and its network of international partners.

INDEX FEATURES

- The index is designed for the creation of derivatives, index tracking funds and ETFs
- Stocks are free-float weighted to ensure that only the investable opportunity set is included within the index
- Stocks are liquidity screened to ensure that the index is tradable
- Capital and total return indices are available for this index
- The index is calculated in Euros

SELECTION CRITERIA AND PROCESS

All companies in the FTSE4Good Index Series are given an environmental rating from 1 to 5 according to their environmental performance.

- 5 – Best practice
- 4 – Goes beyond good practice
- 3 – Good practice
- 2 – Meets some elements of good practice
- 1 – Meet few or no criteria elements (laggard companies)

COMPANY RISK CATEGORY

To obtain their rating, companies are first categorised as having a high, medium or low environmental risk/impact, according to the sector in which they operate. High impact sectors include Food Producers, Industrial Transportation, Construction & Materials, Automobiles & Parts and Chemicals. Medium impact sectors include Electronic & Electrical Equipment, Real Estate and Leisure Goods, and low impact sectors include Software & Computer Services, Media and Mobile & Fixed Line Telecommunications.

FTSE recognises that companies within a specific sector operate under different business models which may significantly influence the extent and nature of their environmental risks and impacts. In instances such as these, company-specific factors are taken into account and reflected in the company's categorisation.

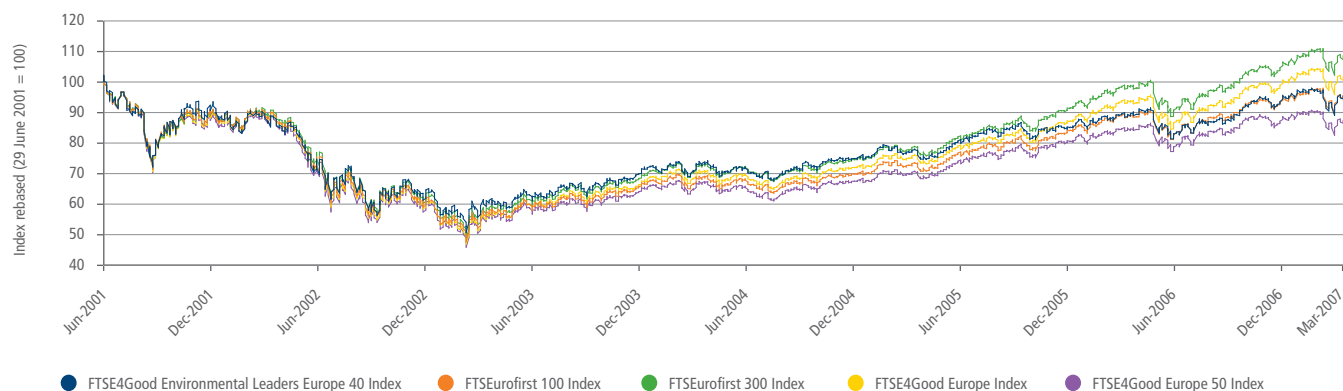
COMPANY ENVIRONMENTAL SCORE

In order to achieve a best practice rating of 5, companies in each risk category need to meet the following criteria:

	Environmental Policy Requirements	Environmental Management System (EMS) Requirements	Environmental Reporting Requirements
High Environmental Risk/Impact Companies	Policy is publicly available, covers the whole group and meets 5 core and 3 desirable indicators (including 'moves to environmental sustainability')	EMS covers more than 66% of company activities and either: (a) Meets 6 indicators, or (b) ISO14001 certification, or (c) EMAS registration	Report meets 4 core indicators, 3 desirable indicators and is independently verified
Medium Environmental Risk/Impact Companies	Policy is publicly available, covers the whole group and meets either: (a) 5 core and 1 desirable indicator, or (b) 4 core and 2 desirable indicators	EMS either: (a) Covers over 66% of company and meets 5 indicators (including documented objectives and targets in all key areas) or (b) Covers at least 33% of company and meets 6 indicators, or (c) ISO14001 certification or EMAS registration covers at least 33% of company	Report meets 4 core indicators and is independently verified
Low Environmental Risk/Impact Companies	Policy is publicly available and meets either: (a) 4 core indicators, or (b) 3 core and 1 desirable indicator	EMS either: (a) Covers 33% of company and meets 4 indicators, or (b) Covers less than 33% of company and meets 6 indicators, or (c) ISO14001 certification or EMAS registration covers less than 33% of company	Report meets: (a) 4 core indicators, or (b) 3 core and 2 desirable

Environmental Policy Indicators	Environmental Management System (EMS) Indicators	Environmental Reporting Indicators
<p>Core Indicators</p> <ul style="list-style-type: none"> • Policy refers to all key issues • Responsibility for policy at board or department level • Commitment to use of targets • Commitment to monitoring and audit • Commitment to public reporting <p>Desirable Indicators</p> <ul style="list-style-type: none"> • Globally applicable corporate standards • Commitment to stakeholder involvement • Policy addresses product or service impact • Strategic moves towards sustainability 	<ul style="list-style-type: none"> • Presence of environmental policy • Identification of significant impacts • Documented objectives and targets for all key issues • Outline of processes and responsibilities, manuals, action plans, procedures • Internal audits against the requirements of the system (not limited to legal compliance) • Internal reporting and management review 	<p>Core Indicators</p> <ul style="list-style-type: none"> • Text of environmental policy • Description of main impacts • Quantitative data • Performance measured against targets <p>Desirable Indicators</p> <ul style="list-style-type: none"> • Outline of an EMS • Disclosure of non-compliance, prosecution, fines, accidents • Financial dimensions • Independent verification • Stakeholder dialogue • Coverage of sustainability issues

FTSE4GOOD ENVIRONMENTAL LEADERS EUROPE 40 INDEX 5-YEAR PRICE RETURN PERFORMANCE (EUR)



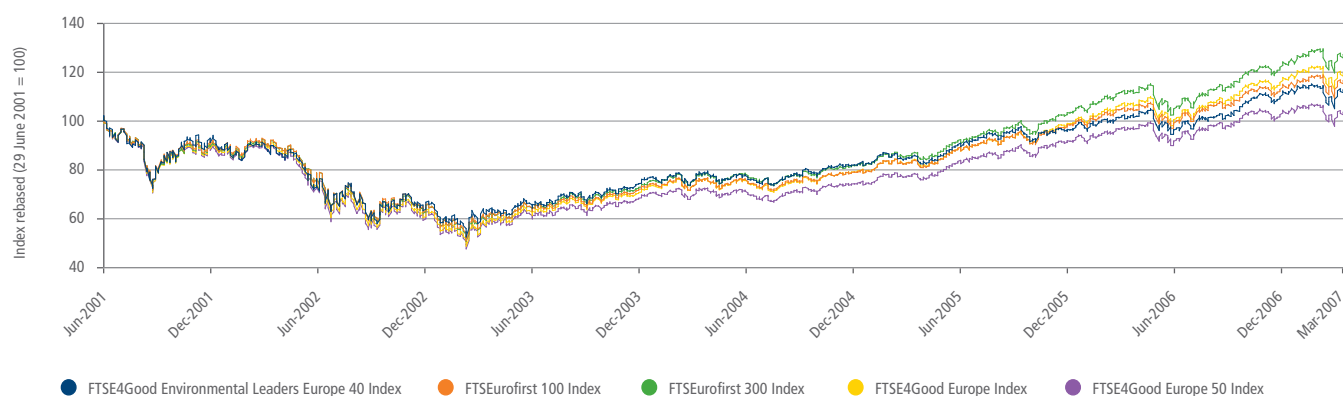
Source: FTSE Group, data as at Mar 30, 2007

PRICE RETURN (EUR)

	3M (%)	6M (%)	1Y (%)	3Y (%)	5Y (%)	Ann 5Y (%)
FTSE4Good Environmental Leaders Europe 40 Index	0.2	6.4	7.3	34.7	5.2	1.0
FTSEurofirst 100 Index	1.3	6.2	7.8	43.9	5.0	1.0
FTSEurofirst 300 Index	2.2	8.5	10.6	54.4	18.4	3.4
FTSE4Good Europe Index	1.3	7.1	8.9	48.9	12.0	2.3
FTSE4Good Europe 50 Index	-0.7	2.5	3.5	34.9	-2.7	-0.5

Source: FTSE Group, data as at Mar 30, 2007

FTSE4GOOD ENVIRONMENTAL LEADERS EUROPE 40 INDEX 5-YEAR TOTAL RETURN PERFORMANCE (EUR)



Source: FTSE Group, data as at Mar 30, 2007

TOTAL RETURN (EUR)

	3M (%)	6M (%)	1Y (%)	3Y (%)	5Y (%)	Ann 5Y (%)
FTSE4Good Environmental Leaders Europe 40 Index	0.9	7.8	11.3	48.8	23.0	4.2
FTSEurofirst 100 Index	2.0	7.4	11.5	58.7	25.2	4.6
FTSEurofirst 300 Index	2.8	9.5	14.0	68.9	37.4	6.6
FTSE4Good Europe Index	1.8	8.1	12.4	63.3	30.4	5.4
FTSE4Good Europe 50 Index	0.0	3.8	7.3	49.0	14.0	2.6

Source: FTSE Group, data as at Mar 30, 2007

ENVIRONMENTAL LEADERS EUROPE 40 INDEX COUNTRY BREAKDOWN AS AT LAUNCH

Rank	Country	No. of Constituents	Weight (%)
1	UK	13	49.9
2	France	8	13.5
3	Germany	7	13.3
4	Netherlands	3	8.2
5	Switzerland	3	6.2
6	Spain	2	5.6
7	Italy	2	2.1
8	Norway	1	0.8
9	Austria	1	0.4
10	Belgium	–	0.0
11	Denmark	–	0.0
12	Finland	–	0.0
13	Greece	–	0.0
14	Ireland	–	0.0
15	Portugal	–	0.0
16	Sweden	–	0.0
	Total	40	100.0

Source: FTSE Group, data as at Mar 30, 2007

FTSE4GOOD ENVIRONMENTAL LEADERS EUROPE 40 INDEX SECTOR BREAKDOWN AS AT LAUNCH

Rank	Industry	No. of Constituents	Weight (%)
1	Banks	10	35.4
2	Fixed Line Telecommunications	7	14.9
3	Oil & Gas Producers	3	14.9
4	Mobile Telecommunications	1	6.5
5	Chemicals	2	4.9
6	Food Producers	2	4.2
7	Automobiles & Parts	3	2.9
8	Media	2	2.9
9	Gas, Water & Multiutilities	2	2.5
10	Mining	1	2.4
11	Leisure Goods	1	2.0
12	Personal Goods	2	2.0
13	Electronic & Electrical Equipment	1	1.7
14	Construction & Materials	1	1.3
15	Real Estate	1	0.9
16	Technology Hardware & Equipment	1	0.6
17	Aerospace & Defence	0	0.0
18	Beverages	0	0.0
19	Electricity	0	0.0
20	Equity Investment Instruments	0	0.0
21	Food & Drug Retailers	0	0.0
22	Forestry & Paper	0	0.0
23	General Financial	0	0.0
24	General Industrials	0	0.0
25	General Retailers	0	0.0
26	Health Care Equipment & Services	0	0.0
27	Household Goods	0	0.0
28	Industrial Engineering	0	0.0
29	Industrial Metals	0	0.0
30	Industrial Transportation	0	0.0
31	Life Insurance	0	0.0
32	Nonlife Insurance	0	0.0
33	Oil Equipment, Services & Distribution	0	0.0
34	Pharmaceuticals & Biotechnology	0	0.0
35	Software & Computer Services	0	0.0
36	Support Services	0	0.0
37	Tobacco	0	0.0
38	Travel & Leisure	0	0.0
	Total	40	100.0

Source: FTSE Group, data as at Mar 30, 2007

© FTSE International Limited ("FTSE") and Ethical Investment Research Services ("EIRIS") 2007. All rights reserved. "FTSE®", "FT-SE®" and "Footsie®" are trade marks jointly owned by the London Stock Exchange Plc and The Financial Times Limited and are used by FTSE under licence. All rights in and to the FTSE4Good Ratings and Indices vest in FTSE and/or EIRIS.

The information and opinions contained in this document which has been prepared by FTSE are not intended to be a comprehensive study, nor to provide any advice, and should not be relied on as such. All information is provided for information purposes only. No reliance may be placed for any purposes whatsoever in the information contained in this document or its completeness. No representation or warranty is given by FTSE or EIRIS as to the accuracy or completeness of the information or opinions contained in this document and no liability is accepted for any such information or opinions. No liability can be accepted by FTSE and/or EIRIS for any errors or for any loss arising from use of this publication. This document and its contents may not be reproduced, redistributed, stored in retrieval system, or passed on, directly or indirectly, to any other person or published, or transmitted by any other form or means whether electronic, mechanical, photocopying, recording or otherwise in whole or in part, for any purpose without the prior written consent of FTSE and EIRIS, commercial exploitation may be subject to obtaining a licence from FTSE and EIRIS.

FOR FURTHER INFORMATION VISIT WWW.FTSE.COM/FTSE4GOOD, EMAIL INFO@FTSE.COM OR CALL YOUR LOCAL FTSE OFFICE:

BEIJING + 86 10 5864 5276 BOSTON +1 888 747 FTSE (3873) FRANKFURT +49 (0) 69 156 85 144 HONG KONG +852 2230 5800

LONDON +44 (0) 20 7866 1810 MADRID +34 91 411 3787 NEW YORK +1 888 747 FTSE (3873)

PARIS +33 (0) 1 53 76 82 88 SAN FRANCISCO +1 888 747 FTSE (3873) SYDNEY +61 2 9293 2866 TOKYO +81 3 3581 2811

